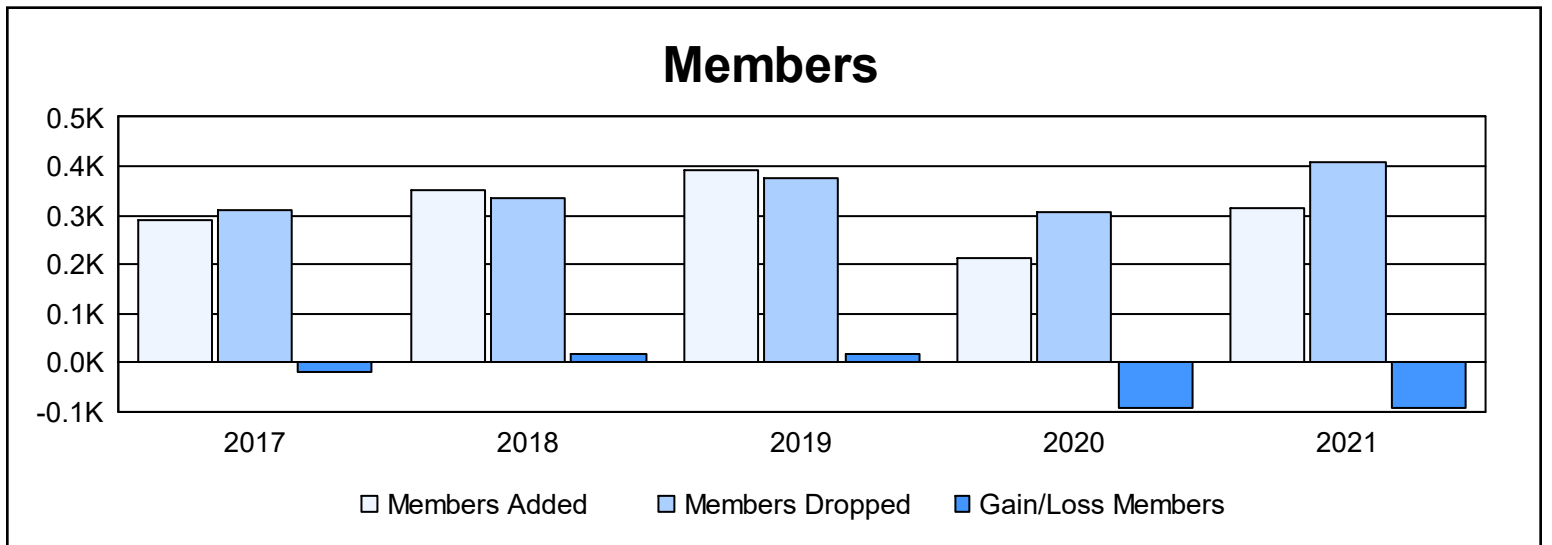
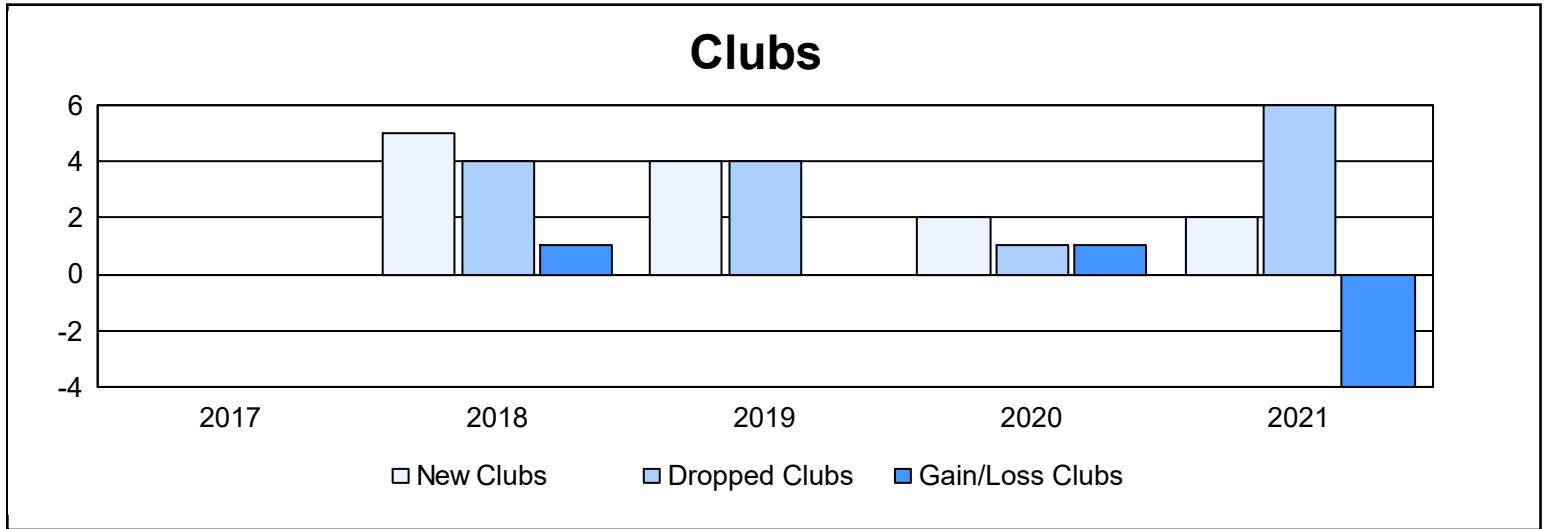
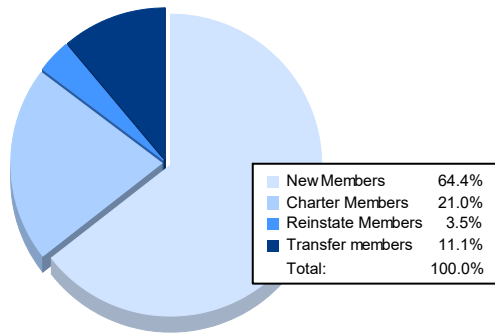


Year	New Clubs	Dropped Clubs	Gain/ Loss Clubs	New Members	Charter Members	Reinstate Members	Transfer Members	Total Member Added	Total Members Dropped	Gain/ Loss Members
2016-2017	0	0	0	229	17	29	14	289	309	-20
2017-2018	5	4	1	201	127	6	19	353	334	19
2018-2019	4	4	0	214	127	32	20	393	376	17
2019-2020	2	1	1	137	61	4	12	214	306	-92
2020-2021	2	6	-4	203	66	11	35	315	407	-92
<b>Average</b>	<b>3</b>	<b>3</b>	<b>0</b>	<b>197</b>	<b>80</b>	<b>16</b>	<b>20</b>	<b>313</b>	<b>346</b>	<b>-34</b>



### Membership Composition June 2021 Cumulative



### Gender Composition June 2021 Cumulative

